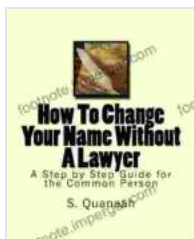


How to Change Your Name Without a Lawyer: A Comprehensive Guide

Changing your name can be a significant life event. Whether you're getting married, divorced, or simply want to go by a different name, there are a few things you need to know about the legal process.

In most cases, you can change your name without hiring a lawyer. However, there are some exceptions to this rule. For example, if you have a criminal record, you may need to get a court Free Download to change your name.

If you're not sure whether you need to hire a lawyer, it's always a good idea to consult with one to discuss your specific situation.



How To Change Your Name Without A Lawyer: A Step by Step Guide for the Common Person by S. Quanaah

★★★★☆ 4 out of 5

Language : English
File size : 1443 KB
Text-to-Speech : Enabled
Screen Reader : Supported
Enhanced typesetting : Enabled
Word Wise : Enabled
Print length : 24 pages
Lending : Enabled



The first step in changing your name is choosing a new one. This is a personal decision, and there are no right or wrong answers. However, there

are a few things to keep in mind when choosing a new name.

- **Your new name should be something you're comfortable with.** You'll be using this name for the rest of your life, so make sure it's something you like.
- **Your new name should be easy to pronounce and spell.** You don't want to have to constantly correct people about how to say or spell your name.
- **Your new name should be appropriate for your age, gender, and occupation.** You don't want to choose a name that's too childish or too formal.

Once you've chosen a new name, you're ready to start the legal process.

The next step is to file the necessary paperwork with the court. The specific requirements will vary depending on your state, but in general, you'll need to file a petition to change your name.

The petition should include the following information:

- **Your current name**
- **Your new name**
- **The reason for your name change**
- **Any other relevant information, such as your date of birth or Social Security number**

Once you've filed the petition, the court will review it and make a decision. If the court approves your petition, you'll be issued a new birth certificate with

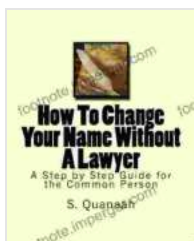
your new name.

Once you have a new birth certificate, you'll need to update your records with all of your creditors, banks, and other organizations. This can be a time-consuming process, but it's important to make sure that your records are up-to-date.

Here are a few tips for updating your records:

- **Start with the most important organizations, such as your bank and credit card companies.**
- **Bring your new birth certificate with you when you update your records.**
- **Be patient and persistent. It may take some time for all of your records to be updated.**

Changing your name without a lawyer is a relatively simple process. However, it's important to do your research and make sure that you follow the correct procedures. By following the steps outlined in this guide, you can change your name without any hassle.



How To Change Your Name Without A Lawyer: A Step by Step Guide for the Common Person by S. Quanaah

★★★★☆ 4 out of 5

Language : English
File size : 1443 KB
Text-to-Speech : Enabled
Screen Reader : Supported
Enhanced typesetting : Enabled
Word Wise : Enabled
Print length : 24 pages
Lending : Enabled


FREE

DOWNLOAD E-BOOK



Pearl Harbor: The Day That Changed World History

On December 7, 1941, Japan launched a surprise attack on the United States naval base at Pearl Harbor in Honolulu, Hawaii. The attack resulted in...



Unveiling the Secrets of Abundance Distribution and Energetics in Ecology and Evolution

The ****Theory of Abundance Distribution and Energetics**** is a groundbreaking framework that revolutionizes our understanding of...