


Discover Essential Tools and Equipment to Set Up Your Home-based Workshop: An Ultimate Guide

Setting up a home-based workshop can be an exciting and rewarding experience, but it can also be daunting, especially if you're not sure what tools and equipment you need. This comprehensive guide will provide you with everything you need to know to set up a functional and efficient home workshop, from the essential power tools to the must-have hand tools and safety gear.



Woodworking Bible: Discover Essential Tools and Equipment to Set Up Your Homebased Workshop. Follow Step-By-Step Techniques to Create Over 50 DIY Plans and Projects by Steve Elliott

★★★★☆ 4.7 out of 5

Language : English
File size : 6734 KB
Text-to-Speech : Enabled
Screen Reader : Supported
Enhanced typesetting : Enabled
Print length : 420 pages
Lending : Enabled



Power Tools

Power tools are essential for any home workshop, as they can help you complete tasks quickly and efficiently. Here are some of the most important

power tools to consider:

- **Table saw:** A table saw is a versatile tool that can be used for a variety of tasks, from cutting lumber to making dados and rabbets.
- **Miter saw:** A miter saw is ideal for making precise cuts at angles, making it perfect for tasks such as picture framing and molding.
- **Circular saw:** A circular saw is a portable saw that can be used for a variety of tasks, including cutting lumber, plywood, and drywall.
- **Drill:** A drill is essential for making holes in wood, metal, and other materials.
- **Sander:** A sander can be used to smooth out rough surfaces and remove paint or varnish.

Hand Tools

In addition to power tools, you'll also need a variety of hand tools for your home workshop. Here are some of the most important hand tools to consider:

- **Hammer:** A hammer is essential for driving nails and other fasteners.
- **Screwdriver:** A screwdriver is used to drive screws into wood, metal, and other materials.
- **Wrench:** A wrench is used to tighten and loosen nuts and bolts.
- **Pliers:** Pliers are used for gripping and bending wire and other materials.
- **Clamps:** Clamps are used to hold workpieces in place while you're working on them.

Safety Gear

Safety should always be your top priority when working in a home workshop. Here are some of the most important safety gear to consider:

- **Safety glasses:** Safety glasses protect your eyes from flying debris and other hazards.
- **Ear protection:** Ear protection protects your hearing from loud noises.
- **Dust mask:** A dust mask protects your lungs from dust and other airborne particles.
- **Gloves:** Gloves protect your hands from cuts, abrasions, and other injuries.
- **First aid kit:** A first aid kit is essential for treating minor injuries.

Other Essential Items

In addition to tools and safety gear, there are a few other essential items that you'll need for your home workshop:

- **Workbench:** A workbench provides a stable and level surface for working on your projects.
- **Lighting:** Good lighting is essential for working safely and accurately.
- **Storage:** Adequate storage space is essential for keeping your tools and materials organized.
- **Ventilation:** Good ventilation is essential for removing dust and fumes from your workshop.

- **Fire extinguisher:** A fire extinguisher is essential for fighting fires in your workshop.


Setting up a home-based workshop can be a great way to save money, be more creative, and enjoy the satisfaction of working with your hands. By following the tips in this guide, you can create a functional and efficient workshop that will meet your needs for years to come.



Woodworking Bible: Discover Essential Tools and Equipment to Set Up Your Homebased Workshop. Follow Step-By-Step Techniques to Create Over 50 DIY Plans and Projects by Steve Elliott


★★★★☆ 4.7 out of 5

Language : English
File size : 6734 KB
Text-to-Speech : Enabled
Screen Reader : Supported
Enhanced typesetting : Enabled
Print length : 420 pages
Lending : Enabled



Pearl Harbor: The Day That Changed World History

On December 7, 1941, Japan launched a surprise attack on the United States naval base at Pearl Harbor in Honolulu, Hawaii. The attack resulted in...



Unveiling the Secrets of Abundance Distribution and Energetics in Ecology and Evolution

The ****Theory of Abundance Distribution and Energetics**** is a groundbreaking framework that revolutionizes our understanding of...